



Fake, Altered and Borrowed (FAB) ID check: Wisconsin Driver License and Identification Card

HS138

5/2023


page 1 of 2

Current format beginning June 2023



What to look for on the FRONT of the card

- » Visible gradual transition of colors
- » Tactile and non-tactile combinations
- » Laser engraved tactile signature integrated with overlapping data
- » Transparent edge windows
- » "Wave" of card holder's data in varying font sizes in non-linear shapes flows from the front to the back of the card



What to look for on the BACK of the card

- » V2.0
- » "Wave" features continues from front




Other features

- » REAL ID-compliant cards have a star verification mark
- » By tilting the card back and forth, a photo image and date of birth will alternatively become visible

Other information

- » Similar to the last card issuance, customers receive a non-secure paper receipt at the DMV valid for 45 days which serves as their driver license or ID card until they receive their new card in the mail.



If you suspect a FAB

When in doubt

- » Always ask for additional identification

If the ID is in question

- » Do not sell alcohol or other age-restricted items to the person. You must be absolutely convinced the card is authentic. The law allows you to confiscate the card and call your local law enforcement agency immediately so they can retrieve it.


If you have questions about the validity of a person's ID

- » Call your local law enforcement agency (post their numbers for quick reference); or
- » During normal business hours, call the Wisconsin Department of Transportation, Driver Information Section at **(608) 266-2353**.

If you have questions about enforcement of underage drinking laws


- » Call your local law enforcement agency; or
- » During normal business hours, call the State Alcohol and Tobacco Enforcement Section at **(608) 266-2776**.

**Format issued September 2015 through May 2023**  
**Valid through 2031 by card holder birth date**



**What to look for on the FRONT of the card**

- » Laser engraved tactile data
- » Laser engraved micro lettering
- » Overlapping data
- » Laser engraved signature
- » “Under 18” “Under 21” feature
- » Laser engraved variable data tactile ‘Wave’ feature



**What to look for on the BACK of the card**

- » PDF417 2-D barcode
- » Laser engraved secondary photo image
- » Variable data ‘Wave’ feature



**Other features**

- » REAL ID-compliant cards have a star verification mark ★
- » Visible printing in the window
- » Laser-engraved photo in clear window
- » UV patterns on front
- » Overlapping signature on larger photo



**Format issued beginning January 2013**  
**Valid through 2023 by card holder birth date**

**What to look for on the FRONT of the card**

- » DOB is always printed in blue, and uses a text sizes lightly larger than the expiration and issue date.
- » The last name will always be printed first, on its own line.
- » The first name, middle name and suffix will always follow on line 2.
- » REAL ID-compliant cards have a star verification mark ★ on the front of the card in the upper right corner.

